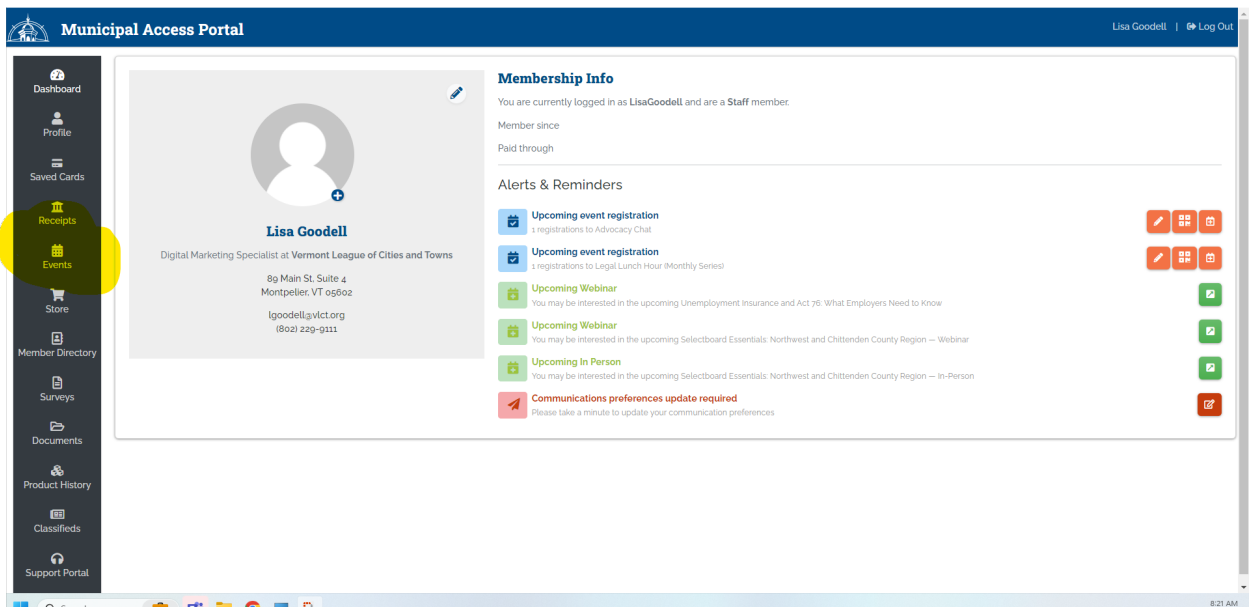


Finding Your Zoom Link for VLCT Events

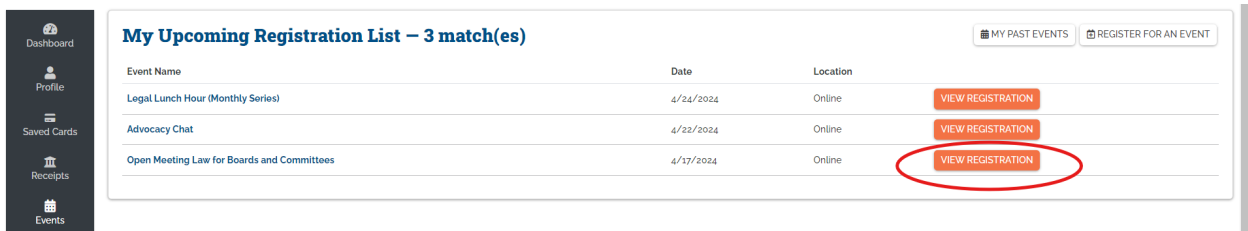
If a VLCT event you have registered for is being held virtually via Zoom, you will get an email from Zoom immediately after you register. You should copy the email to your calendar for easy retrieval.

You can also find your Zoom link in the MAP dashboard by following these steps.

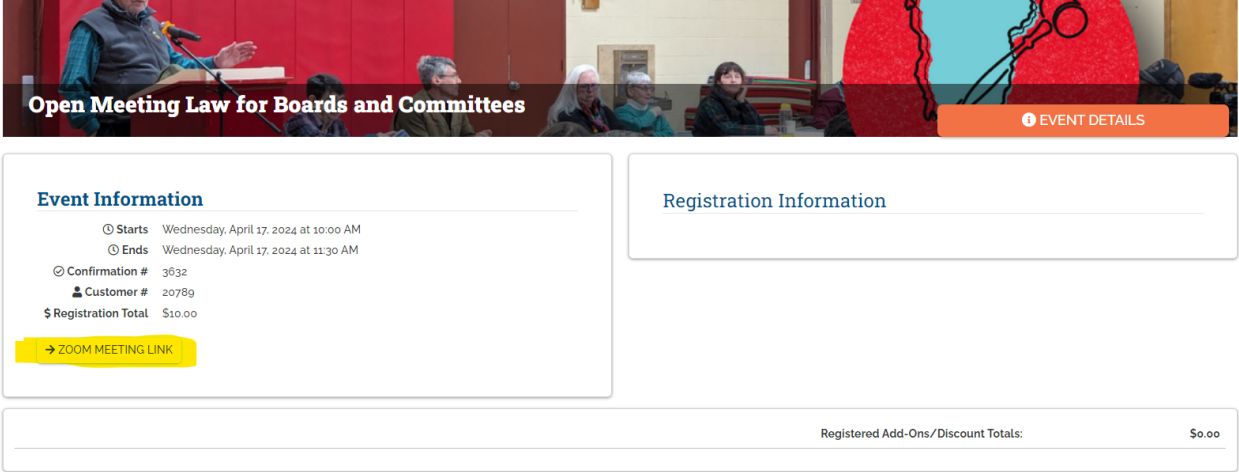
1. Log in to your MAP Dashboard vlct.org/member-dashboard
2. Click "Events"



3. Click "View Registration" to open the event you need the link for.



4. Click the button labeled —> **Zoom Meeting Link**. The button will automatically open the Zoom meeting in a new window.



The image shows a registration page for an event titled "Open Meeting Law for Boards and Committees". At the top, there is a banner with a photograph of a meeting and a stylized red and blue graphic. Below the banner, there are two main sections: "Event Information" and "Registration Information". The "Event Information" section lists the start and end times (Wednesday, April 17, 2024), a confirmation number (3632), a customer number (20789), and a registration total of \$10.00. A yellow button labeled "→ ZOOM MEETING LINK" is located at the bottom of this section. The "Registration Information" section is currently empty. At the bottom of the page, there is a summary row showing "Registered Add-Ons/Discount Totals" as \$0.00.

Open Meeting Law for Boards and Committees EVENT DETAILS

Event Information

- 🕒 Starts Wednesday, April 17, 2024 at 10:00 AM
- 🕒 Ends Wednesday, April 17, 2024 at 11:30 AM
- 📄 Confirmation # 3632
- 👤 Customer # 20789
- 💰 Registration Total \$10.00

[→ ZOOM MEETING LINK](#)

Registration Information

Registered Add-Ons/Discount Totals: \$0.00

Publication Date

04/17/2024